

Monday to Friday

London Waterloo and Ascot to Aldershot and Guildford

Train Operator	Notes		GW MX	SW MX F	SW	GW	GW	SW	SW	GW	SW	GW	SW	GW	SW	GW	SW	GW	SW	SW	GW	SW	SW	GW	SW	SW	GW	
London Waterloo	⊕ 15 dep							0505	★		0550	★	0620	★	0650		0720	★	0750	★	0820		0850	0920		0950	1020	
Clapham Junction	↑ ⊕ 10 dep							0515			0558		0628		0658		0728		0758	0828		0858	0928		0958	1028		
Richmond	⊕ P ⊕ dep							0531			0606		0636		0706		0736		0806	0836		0906	0936		1006	1036		
Twickenham	P dep							0536			0610		0640		0710		0740		0810	0840		0910	0940		1010	1040		
Feltham	P ← dep							0543			0616		0646		0716		0746		0816	0846		0916	0946		1016	1046		
Staines	P dep							0553			0623		0653		0723		0753		0823	0853		0923	0953		1023	1053		
Egham	P dep			0012				0557			0627		0657		0727		0757		0827	0857		0927	0957		1027	1057		
Virginia Water	P dep			0016				0601			0631		0701		0731		0801		0831	0901		0931	1001		1031	1101		
Sunningdale	P dep			0022				0607			0637		0707		0737		0807		0837	0907		0937	1007		1037	1107		
Ascot	P ⊕ arr			0026				0612			0642		0712		0742		0812		0842	0912		0942	1012		1042	1112		
Ascot	P ⊕ dep			0029				0623			0653		0723		0753		0823		0853	0923		0953	1023		1053	1123		
Bagshot	P dep			0035				0629			0659		0729		0759		0829		0859	0929		0959	1029		1059	1129		
Camberley	P dep			0041				0639			0709		0739		0809		0839		0909	0939		1009	1039		1109	1139		
Frimley	P dep			0045				0643			0713		0743		0813		0843		0913	0943		1013	1043		1113	1143		
Ash Vale	++ dep			0052				0649			0719		0749		0819		0849		0919	0949		1019	1049		1119	1149		
Woking	P ← arr							0721c			0751c		0821c		0851c		0921c		0951c	1021c		1051c	1121c		1151c	1221c		
London Waterloo	⊕ 15 arr							0751c			0822c		0851c		0921c		0959c		1025c	1057c		1127c	1157c		1227c	1257c		
Alton	++ P dep							0544b			0614b		0644b		0714b		0744b		0814b	0844b		0914b	0944b		1014b	1044b	1115b	
Farnham	++ P dep							0558b			0628b		0658b		0739b		0758b		0828b	0858b		0928b	0958b		1028b	1058b	1128b	
Aldershot	++ P arr			0056				0654			0724		0754		0824		0854		0925	0954		1024	1054		1124	1154		
Aldershot	++ P dep			0057		0608		0708			0738		0808		0838		0908		0938	1008		1038	1108		1138	1208		
Ash	⊕ dep		0008		0615	0625	0641	0638	0645	0715	0738	0745	0808	0815	0838	0845	0854	0915	0938	0945	1015	1038	1045	1115	1138	1145	1215	1238
Wanborough	⊕ dep		0012		0618	0629	0641	0648	0718		0748		0818		0848		0918		0948	1018		1048	1118		1148	1218		
Guildford	‡ P arr		0019		0625	0636	0650	0655	0725	0747	0755	0817	0825	0847	0855	0903	0925	0947	0955	1025	1047	1055	1125	1147	1155	1225	1247	

Passengers travelling to or from stations London Waterloo to Sunningdale should change at Ascot unless otherwise indicated. The letter "D" above a column indicates a through train to or from London Waterloo.

Monday to Friday
London Waterloo and Ascot to Aldershot and Guildford

Train Operator Notes			SW 🕒	SW 🕒	GW 🕒	SW 🕒	SW 🕒	GW 🕒	SW 🕒	SW 🕒	GW 🕒	SW 🕒	SW 🕒	GW 🕒	SW 🕒	SW 🕒	GW 🕒	GW 🕒	SW 🕒	GW 🕒	SW 🕒	GW 🕒	SW 🕒	SW 🕒	SW 🕒	GW 🕒	SW 🕒		
London Waterloo	🚉 15	dep	1050	1120		1150	1220		1250	1320		1350	1420		1450	1520			1550		1620		D ★	1705		★	1720	D ★	1805
Clapham Junction	🚉 15	dep	1058	1128		1158	1228		1258	1328		1358	1428		1458	1528			1558		1628		1715		1728		1815		
Richmond	🚉 15	dep	1106	1136		1206	1236		1306	1336		1406	1436		1506	1536			1606		1636		1723		1736		1823		
Twickenham	🚉 15	dep	1110	1140		1210	1240		1310	1340		1410	1440		1510	1540			1610		1640		1727		1740		1827		
Feltham	🚉 15	dep	1116	1146		1216	1246		1316	1346		1416	1446		1516	1546			1616		1646		1733		1746		1833		
Staines	🚉 15	dep	1123	1153		1223	1253		1323	1353		1423	1453		1523	1553			1623		1653		1741		1753		1841		
Egham	🚉 15	dep	1127	1157		1227	1257		1327	1357		1427	1457		1527	1557			1627		1657		1746		1757		1846		
Virginia Water	🚉 15	dep	1131	1201		1231	1301		1331	1401		1431	1501		1531	1601			1631		1701		1750		1801		1850		
Sunningdale	🚉 15	dep	1137	1207		1237	1307		1337	1408		1437	1507		1537	1607			1637		1707		1755		1807		1855		
Ascot	🚉 15	arr	1142	1212		1242	1312		1342	1412		1442	1512		1542	1612			1642		1712		1800		1812		1900		
Ascot	🚉 15	dep	1153	1223		1253	1323		1353	1423		1453	1523		1553	1623			1653		1723		1800		1823		1900		
Bagshot	🚉 15	dep	1159	1229		1259	1329		1359	1429		1459	1529		1559	1629			1659		1729		1806		1829		1906		
Camberley	🚉 15	dep	1209	1239		1309	1339		1409	1439		1509	1539		1609	1639			1709		1739		1813		1839		1913		
Frimley	🚉 15	dep	1213	1243		1313	1343		1413	1443		1513	1543		1613	1643			1713		1743		1817		1843		1917		
Ash Vale	🚉 15	dep	1219	1249		1319	1349		1419	1449		1519	1549		1619	1649			1719		1749		1824		1849		1924		
Woking	🚉 15	arr	1251c	1321c		1351c	1421c		1451c	1521c		1551c	1621c		1651c	1721c			1751c		1821c		1852c		1921c		1951c		
London Waterloo	🚉 15	arr	1325c	1357c		1425c	1457c		1525c	1558c		1629c	1659c		1729c	1759c			1829c		1857c		1925c		1957c		2025c		
Alton	🚉 15	dep	1144b			1244b	1315b		1344b	1415b		1444b	1515b		1544b	1615b			1644b		1715b				1744b	1814b			
Farnham	🚉 15	dep	1158b	1228b		1258b	1328b		1358b	1428b		1458b	1528b		1558b	1628b			1658b		1728b				1758b	1828b			
Aldershot	🚉 15	arr	1224	1254		1324	1354		1424	1454		1524	1554		1624	1654			1724		1754		1831		1854		1931		
Aldershot	🚉 15	dep	1238	1308		1338	1408		1438	1508		1538	1608		1638	1708			1738		1808				1838	1908			
Ash	🚉 15	dep	1245	1315	1338	1345	1415	1438	1445	1515	1538	1545	1615	1638	1645	1715	1726	1738	1745	1808	1815	1838		1845	1915	1938			
Wanborough	🚉 15	dep	1248	1318		1348	1418		1448	1518		1548	1618	1642	1648	1718			1742	1748	1818	1842		1848	1918				
Guildford	🚉 15	arr	1255	1325	1347	1355	1425	1447	1455	1525	1547	1555	1625	1649	1655	1725	1735	1749	1755	1817	1825	1849		1855	1925	1947			

Passengers travelling to or from stations London Waterloo to Sunningdale should change at Ascot unless otherwise indicated. The letter "D" above a column indicates a through train to or from London Waterloo.

Saturday

London Waterloo and Ascot to Aldershot and Guildford

Train Operator		Notes	GW	SW	SW	GW	SW	SW	GW	SW	SW	GW	SW	SW	GW	SW	SW	GW	SW	SW	GW	and then at these minutes past each hour...	SW	SW	GW	until
			E	E F																						
London Waterloo	⊕ 15	dep								0550			0650	0720		0750	0820		0850	0920			50	20		
Clapham Junction	↑ ⊕ 10	dep								0558			0658	0728		0758	0828		0858	0928			58	28		
Richmond	⊕ P ⊕	dep								0606			0706	0736		0806	0836		0906	0936			06	36		
Twickenham	P	dep								0610			0710	0740		0810	0840		0910	0940			10	40		
Feltham	P ←	dep								0616			0716	0746		0816	0846		0916	0946			16	46		
Staines	P	dep								0623			0723	0753		0823	0853		0923	0953			23	53		
Egham	P	dep		0012						0627			0727	0757		0827	0857		0927	0957			27	57		
Virginia Water	P	dep		0016						0631			0731	0801		0831	0901		0931	1001			31	01		
Sunningdale	P	dep		0022						0637			0737	0807		0837	0907		0937	1007			37	07		
Ascot	P ⊕	arr		0026						0642			0742	0812		0842	0912		0942	1012			42	12		
Ascot	P ⊕	dep		0029						0653			0753	0823		0853	0923		0953	1023			53	23		
Bagshot	P	dep		0035						0659			0759	0829		0859	0929		0959	1029			59	29		
Camberley	P	dep		0041						0709			0809	0839		0909	0939		1009	1039			09	39		
Frimley	P	dep		0045						0713			0813	0843		0913	0943		1013	1043			13	43		
Ash Vale	++	dep		0052						0719			0819	0849		0919	0949		1019	1049			19	49		
Woking	P ←	arr								0751c			0851c	0921c		0951c	1021c		1051c	1121c			51c	21c		
London Waterloo	⊕ 15	arr								0825c			0925c	0957c		1025c	1057c		1125c	1157c			25c	57c		
Alton	++ P	dep						0614b		0644b	0714b		0744b	0814b		0844b	0914b		0944b	1014b			44b	15b		
Farnham	++ P	dep					0628b	0658b	0728b	0758b	0828b		0858b	0928b		0958b	1028b		1058b	1128b			58b	28b		
Aldershot	++ P	arr		0056						0724			0824	0854		0924	0954		1024	1054			24	54		
Aldershot	++ P	dep		0057	0608			0638	0708	0738	0808		0838	0908		0938	1008		1038	1108			38	08		
Ash	⊕	dep	0008		0615	0638		0645	0715	0738	0745	0815	0838	0845	0915	0938	0945	1015	1038	1045	1115	1138	45	15	38	
Wanborough		dep	0012		0618			0648	0718		0748	0818		0848	0918		0948	1018		1048	1118		48	18		
Guildford	‡ P	arr	0019		0625	0647		0655	0725	0747	0755	0825	0847	0855	0925	0947	0955	1025	1047	1055	1125	1147	55	25	47	

Passengers travelling to or from stations London Waterloo to Sunningdale should change at Ascot unless otherwise indicated. The letter "D" above a column indicates a through train to or from London Waterloo.

Saturday

London Waterloo and Ascot to Aldershot and Guildford

Train Operator		Notes	SW	SW	GW	SW	SW	GW	SW	SW	SW	GW	SW	SW	GW	SW	SW	GW	SW									
			1	1	1	1	1	1	1	1	1	1	1	1	1	1	1	1	1	C	E	E	E	F				
London Waterloo	15	dep	1650	1720		1750	1820		1850	1920	1950		2020			2120	2220		2220									
Clapham Junction	10	dep	1658	1728		1758	1828		1858	1928	1958		2028			2128	2228		2228									
Richmond	10	dep	1706	1736		1806	1836		1906	1936	2006		2036			2136	2236		2236									
Twickenham		dep	1710	1740		1810	1840		1910	1940	2010		2040			2140	2240		2240									
Feltham	10	dep	1716	1746		1816	1846		1916	1946	2016		2046			2146	2246		2246									
Staines		dep	1723	1753		1823	1853		1923	1953	2023		2053			2153	2253		2253									
Egham		dep	1727	1757		1827	1857		1927	1957	2027		2057			2157	2257		2257									
Virginia Water		dep	1731	1801		1831	1901		1931	2001	2031		2101			2201	2301		2301									
Sunningdale		dep	1737	1807		1837	1907		1937	2007	2037		2107			2207	2307		2307									
Ascot		arr	1742	1812		1842	1912		1942	2012	2042		2112			2212	2312		2312									
Ascot		dep	1753	1823		1853	1923		1953	2023	2053		2123			2223	2323		2323									
Bagshot		dep	1759	1829		1859	1929		1959	2029	2059		2129			2229	2329		2329									
Camberley		dep	1809	1839		1909	1939		2009	2039	2109		2139			2239	2339		2339									
Frimley		dep	1813	1843		1913	1943		2013	2043	2113		2143			2243	2343		2343									
Ash Vale	+	dep	1819	1849		1919	1949		2019	2049	2119		2149			2249	2349		2349									
Woking	10	arr	1851c	1921c		1951c	2021c		2051c	2121c	2151c		2221c			2321c												
London Waterloo	15	arr	1925c	1957c		2025c	2057c		2126c	2157c	2226c		2301c			0003c												
Alton	+	dep	1744b	1815b		1844b	1915b		1944b	2015b	2044b		2115b	2144b		2215b												
Farnham	+	dep	1758b	1828b		1858b	1928b		1958b	2028b	2058b		2128b	2158b		2228b												
Aldershot	+	arr	1824	1854		1924	1954		2024	2054	2124		2154			2254	2354											
Aldershot	+	dep	1838	1908		1938	2008		2038	2108	2138		2208	2238		2308	2358											
Ash		dep	1845	1915	1938	2015	2038	2038	2045	2115	2145	2208	2215	2245	2308	2315				0008								
Wanborough		dep	1848	1918		1948	2018		2048	2118	2148		2218	2248		2318				0012								
Guildford	‡	arr	1855	1925	1947	1955	2025	2047	2055	2125	2155	2217	2225	2255	2317	2325				0019								

Passengers travelling to or from stations London Waterloo to Sunningdale should change at Ascot unless otherwise indicated. The letter "D" above a column indicates a through train to or from London Waterloo.

Sunday

London Waterloo and Ascot to Aldershot and Guildford

Train Operator		Notes	GW	SW	GW	SW	GW	SW	SW	GW	SW	SW	GW	SW	SW	GW	SW	SW	GW	SW	SW	GW	SW	SW			
			E	E F	E																						
London Waterloo	⊕ 15	dep						0709	0809		0909	1009		1109	1209		1309	1409		1509	1609		1709	1809	1909	2009	
Clapham Junction	† ⊙ 10	dep						0719	0819		0919	1019		1119	1219		1319	1419		1519	1619		1719	1819	1919	2019	
Richmond	⊙ P ⊕	dep						0729	0829		0929	1029		1129	1229		1329	1429		1529	1629		1729	1829	1929	2029	
Twickenham	P	dep						0733	0833		0933	1033		1133	1233		1333	1433		1533	1633		1733	1833	1933	2033	
Feltham	P ←	dep						0739	0839		0939	1039		1139	1239		1339	1439		1539	1639		1739	1839	1939	2039	
Staines	P	dep						0745	0845		0945	1045		1145	1245		1345	1445		1545	1645		1745	1845	1945	2045	
Egham	P	dep		0012				0750	0850		0950	1050		1150	1250		1350	1450		1550	1650		1750	1850	1950	2050	
Virginia Water	P	dep		0016				0754	0854		0954	1054		1154	1254		1354	1454		1554	1654		1754	1854	1954	2054	
Sunningdale	P	dep		0022				0759	0859		0959	1059		1159	1259		1359	1459		1559	1659		1759	1859	1959	2059	
Ascot	P ⊕	arr		0026				0803	0903		1003	1103		1203	1303		1403	1503		1603	1703		1803	1903	2003	2103	
Ascot	P ⊕	dep		0029				0813	0913		1013	1113		1213	1313		1413	1513		1613	1713		1813	1913	2013	2113	
Bagshot	P	dep		0035				0819	0919		1019	1119		1219	1319		1419	1519		1619	1719		1819	1919	2019	2119	
Camberley	P	dep		0041				0825	0925		1025	1125		1225	1325		1425	1525		1625	1725		1825	1925	2025	2125	
Frimley	P	dep		0045				0829	0929		1029	1129		1229	1329		1429	1529		1629	1729		1829	1929	2029	2129	
Ash Vale	++	dep		0052				0836	0936		1036	1136		1236	1336		1436	1536		1636	1736		1836	1936	2036	2136	
Woking	P ←	arr						0854c	0954c		1054c	1154c		1254c	1354c		1454c	1554c		1654c	1754c		1854c	1954c	2054c	2154c	
London Waterloo	⊕ 15	arr						0939c	1039c		1139c	1239c		1339c	1434c		1534c	1634c		1734c	1834c		1934c	2034c	2134c	2234c	
Alton	++ P	dep						0815b	0915b		1015b	1115b		1215b	1315b		1415b	1515b		1615b	1715b		1815b	1915b	2015b	2115b	
Farnham	++ P	dep				0730b		0830b	0930b		1030b	1130b		1230b	1330b		1430b	1530b		1630b	1730b		1830b	1930b	2030b	2130b	
Aldershot	++ P	arr		0056				0841	0941		1041	1141		1241	1341		1441	1541		1641	1741		1841	1941	2041	2141	
Aldershot	++ P	dep		0057		0750		0850	0950		1050	1150		1250	1350		1450	1550		1650	1750		1850	1950	2050	2150	
Ash	⊕	dep	0008		0634	0757	0833	0857	0957	1033	1057	1157	1233	1257	1357	1433	1457	1557	1633	1657	1757	1833	1857	1957	2033	2057	2157
Wanborough		dep	0012			0800		0900	1000		1100	1200		1300	1400		1500	1600		1700	1800		1900	2000	2100	2200	
Guildford	‡ P	arr	0019		0643	0807	0842	0907	1007	1042	1107	1207	1242	1307	1407	1442	1507	1607	1642	1707	1807	1842	1907	2007	2042	2107	2207

Passengers travelling to or from stations London Waterloo to Sunningdale should change at Ascot unless otherwise indicated. The letter "D" above a column indicates a through train to or from London Waterloo.

Monday to Friday
Guildford and Aldershot to Ascot and London Waterloo

Train Operator		Notes	SW	GW	SW	SW	GW	SW	SW	GW	SW	GW	SW	GW	SW	SW	GW	SW	GW	SW	GW	SW	SW	GW	SW				
			★		D ★			D ★			D ★				★														
Guildford	‡	dep		0612		0630	0642		0700	0704		0726		0730	0742	0800	0812	0830	0900	0912	0930	0936	1000	1013	1030	1100	1109	1130	
Wanborough		dep		0620		0636			0706	0711				0736	0736	0806	0820	0836	0906	0920	0936		1006		1036	1106	1136		
Ash		dep		0624a		0640	0652a		0710	0716a		0736a		0740	0752a	0810	0824a	0840	0910	0924a	0940	0946a	1010	1023a	1040	1110	1140		
Aldershot	‡‡	arr				0647			0717					0747	0817		0847	0917		0947			1017		1047	1117	1147		
Aldershot	‡‡	dep	0600		0630			0700			0730			0800		0830		0900	0930				1000		1030	1100	1130	1200	
Farnham	‡‡	arr				0725b			0755b					0826b		0855b		0926b	0955b				1025b		1055b		1125b	1155b	1225b
Alton	‡‡	arr				0740b			0810b					0840b		0910b		0939b	1010b				1038b		1110b		1210b	1237b	
London Waterloo	↔	dep			0500g			0530g			0615g		0653c	0723c		0753c	0823c		0853c		0923c		0953c	1023c		1053c			
Woking		dep			0602c			0630c			0700c		0730c	0800c		0830c	0900c		0930c		1000c		1030c	1101c		1130c			
Ash Vale	‡‡	dep	0604		0634			0704			0734		0804		0834		0904	0934					1004		1034		1104	1134	1204
Frimley		dep	0610		0640			0710			0740		0810		0840		0910	0940					1010		1040		1110	1140	1210
Camberley		dep	0618		0647			0717			0747		0818		0848		0918	0948					1018		1048		1118	1148	1218
Bagshot		dep	0623		0652			0722			0752		0823		0853		0923	0953					1023		1053		1123	1153	1223
Ascot		arr	0630		0658			0728			0758		0830		0900		0930	1000					1030		1100		1130	1200	1230
Ascot		dep	0640		0659			0729			0759		0840		0910		0940	1010					1040		1110		1140	1210	1240
Sunningdale		arr	0643		0702			0732			0802		0843		0913		0943	1013					1043		1113		1143	1213	1243
Virginia Water		arr	0649		0709			0738			0808		0850		0919		0949	1019					1049		1119		1149	1219	1249
Egham		arr	0653		0712			0742			0812		0853		0923		0953	1023					1053		1123		1153	1223	1253
Staines		arr	0658		0717			0747			0817		0858		0928		0958	1028					1058		1128		1158	1228	1258
Feltham		arr	0705		0725			0755			0825		0905		0935		1005	1035					1105		1135		1205	1235	1305
Twickenham		arr	0710		0733			0803			0833		0910		0940		1010	1040					1110		1140		1210	1240	1310
Richmond		arr	0715		0737			0807			0837		0915		0945		1015	1045					1115		1145		1215	1245	1315
Clapham Junction		arr	0726		0746			0816			0846		0923		0953		1023	1053					1123		1153		1223	1253	1323
London Waterloo		arr	0737		0759			0829			0900		0934		1004		1034	1104					1134		1204		1234	1304	1334

Passengers travelling to or from stations London Waterloo to Sunningdale should change at Ascot unless otherwise indicated. The letter "D" above a column indicates a through train to or from London Waterloo.

Monday to Friday
Guildford and Aldershot to Ascot and London Waterloo

Train Operator Notes			SW 🕒	GW 🕒	SW 🕒	SW 🕒	GW 🕒	SW 🕒	SW 🕒	GW 🕒	SW 🕒	SW 🕒	GW 🕒	SW 🕒	SW 🕒	GW 🕒	SW 🕒	SW 🕒	GW 🕒	SW 🕒	GW 🕒	GW 🕒	SW 🕒	SW 🕒	SW 🕒		
Guildford	‡ 🕒	dep	1200	1209	1230	1300	1309	1330	1400	1409	1430	1500	1509	1530	1600	1614	1630	1700	1709	1730	1746	1800	1813	1824	1830	1900	1930
Wanborough		dep	1206		1236	1306		1336	1406		1436	1506		1536	1606		1636	1706		1736		1806		1836	1906	1936	
Ash	🕒	dep	1210	1218a	1240	1310	1318a	1340	1410	1418a	1440	1510	1518a	1540	1610	1623a	1640	1710	1718a	1740	1755a	1810	1823a	1833a	1840	1910	1940
Aldershot	++ 🕒	arr	1217		1247	1317		1347	1417		1447	1517		1547	1617		1647	1717		1747		1817		1847	1917	1947	
Aldershot	++ 🕒	dep	1230		1300	1330		1400	1430		1500	1530		1600	1630		1700	1730		1800		1830		1900	1930	2000	
Farnham	++ 🕒	arr	1255b		1325b	1355b		1425b	1455b		1525b	1555b		1625b	1655b		1725b	1755b		1814b		1846b		1916b	1948b	2025b	
Alton	++ 🕒	arr	1310b		1337b	1411b		1437b	1510b		1537b	1610b		1637b	1710b		1741b	1812b		1832b		1903b		1932b	2004b	2039b	
London Waterloo	🕒 🕒	dep	1123c		1153c	1223c		1253c	1323c		1353c	1423c		1453c	1523c		1553c	1625c		1655c		1725c		1755c	1825c	1855c	
Woking	🕒 ←	dep	1200c		1230c	1300c		1330c	1400c		1430c	1500c		1530c	1600c		1630c	1700c		1730c		1751c		1821c	1853c	1923c	
Ash Vale	++	dep	1234		1304	1334		1404	1434		1504	1534		1604	1634		1704	1734		1804		1834		1904	1934	2004	
Frimley	🕒	dep	1240		1310	1340		1410	1440		1510	1540		1610	1640		1710	1740		1810		1840		1910	1940	2010	
Camberley	🕒	dep	1248		1318	1348		1418	1448		1518	1548		1618	1648		1718	1748		1818		1848		1918	1948	2018	
Bagshot	🕒	dep	1253		1323	1353		1423	1453		1523	1553		1623	1653		1723	1753		1823		1853		1923	1953	2023	
Ascot	🕒 🕒	arr	1300		1330	1400		1430	1500		1530	1600		1630	1700		1730	1800		1830		1900		1930	2000	2030	
Ascot	🕒 🕒	dep	1310		1340	1410		1440	1510		1540	1610		1640	1710		1740	1810		1840		1910		1940	2010	2040	
Sunningdale		arr	1313		1343	1413		1443	1513		1543	1613		1643	1713		1743	1813		1843		1913		1943	2013	2043	
Virginia Water	🕒	arr	1319		1349	1419		1449	1519		1549	1619		1649	1719		1749	1819		1849		1919		1949	2019	2049	
Egham	🕒	arr	1323		1353	1423		1453	1523		1553	1623		1653	1723		1753	1823		1853		1923		1953	2023	2053	
Staines	🕒	arr	1328		1358	1428		1458	1528		1558	1628		1658	1728		1758	1828		1858		1928		1958	2028	2058	
Feltham	🕒 ←	arr	1335		1405	1435		1505	1535		1605	1635		1705	1735		1805	1835		1905		1935		2005	2035	2105	
Twickenham	🕒	arr	1340		1410	1440		1510	1540		1610	1640		1710	1740		1810	1840		1910		1940		2010	2040	2110	
Richmond	🕒 🕒	arr	1345		1415	1445		1515	1545		1615	1645		1715	1745		1815	1845		1915		1945		2015	2045	2115	
Clapham Junction	🕒 🕒 🕒	arr	1353		1423	1453		1523	1553		1623	1653		1723	1753		1823	1853		1923		1953		2023	2053	2123	
London Waterloo	🕒 🕒	arr	1404		1434	1504		1534	1604		1634	1704		1734	1804		1834	1904		1934		2004		2034	2104	2134	

Passengers travelling to or from stations London Waterloo to Sunningdale should change at Ascot unless otherwise indicated. The letter "D" above a column indicates a through train to or from London Waterloo.

Saturday

Guildford and Aldershot to Ascot and London Waterloo

Train Operator		Notes	SW	GW	SW	SW	GW	SW	SW	GW	SW	SW	GW	SW	SW	GW	SW	SW	SW	GW	SW	SW	SW	SW		
Guildford	‡	dep		0612	0630	0700	0709	0730	0800	0809	0830	0900	0909	0930	1000	1009	1030						1600	1609	1630	1700
Wanborough		dep		0620	0636	0706		0736	0806		0836	0906		0936	1006		1036					1606		1636	1706	
Ash		dep		0624a	0640	0710	0718a	0740	0810	0818a	0840	0910	0918a	0940	1010	1018a	1040					1610	1618a	1640	1710	
Aldershot	++	arr			0647	0717		0747	0817		0847	0917		0947	1017		1047					1617		1647	1717	
Aldershot	++	dep	0600		0700	0730		0800	0830		0900	0930		1000	1030		1100					1630		1700	1730	
Farnham	++	arr			0725b	0755b		0825b	0855b		0925b	0955b		1025b	1055b		1125b					1655b		1725b	1755b	
Alton	++	arr			0740b	0810b		0840b	0910b		0938b	1010b		1038b	1110b		1138b					1717b		1742b	1810b	
London Waterloo	↻	dep			0530g	0615g		0653c	0723c		0753c	0823c		0853c	0923c		0953c					1523c		1553c	1623c	
Woking		dep			0630c	0700c		0730c	0800c		0830c	0900c		0930c	1000c		1030c					1600c		1630c	1700c	
Ash Vale	++	dep	0604		0704	0734		0804	0834		0904	0934		1004	1034		1104					1634		1704	1734	
Frimley		dep	0610		0710	0740		0810	0840		0910	0940		1010	1040		1110					1640		1710	1740	
Camberley		dep	0618		0718	0748		0818	0848		0918	0948		1018	1048		1118					1648		1718	1748	
Bagshot		dep	0623		0723	0753		0823	0853		0923	0953		1023	1053		1123					1653		1723	1753	
Ascot		arr	0630		0730	0800		0830	0900		0930	1000		1030	1100		1130					1700		1730	1800	
Ascot		dep	0640		0740	0810		0840	0910		0940	1010		1040	1110		1140					1710		1740	1810	
Sunningdale		arr	0643		0743	0813		0843	0913		0943	1013		1043	1113		1143					1713		1743	1813	
Virginia Water		arr	0649		0749	0819		0849	0919		0949	1019		1049	1119		1149					1719		1749	1819	
Egham		arr	0653		0753	0823		0853	0923		0953	1023		1053	1123		1153					1723		1753	1823	
Staines		arr	0658		0758	0828		0858	0928		0958	1028		1058	1128		1158					1728		1758	1828	
Feltham		arr	0705		0805	0835		0905	0935		1005	1035		1105	1135		1205					1735		1805	1835	
Twickenham		arr	0710		0810	0840		0910	0940		1010	1040		1110	1140		1210					1740		1810	1840	
Richmond		arr	0715		0815	0845		0915	0945		1015	1045		1115	1145		1215					1745		1815	1845	
Clapham Junction		arr	0723		0823	0853		0923	0953		1023	1053		1123	1153		1223					1753		1823	1853	
London Waterloo		arr	0734		0834	0904		0934	1004		1034	1104		1134	1204		1234					1804		1834	1904	

	SW	GW	SW	SW	GW	SW	SW	SW	SW	SW	SW	SW	SW	SW	SW	SW	SW	SW	SW	SW	SW	SW	SW	SW	
	00	09	30																			1600	1609	1630	1700
	06		36																			1606		1636	1706
	10	18a	40																			1610	1618a	1640	1710
	17		47																			1617		1647	1717
and	30		00																			1630		1700	1730
then	55b		25b																			1655b		1725b	1755b
	10b		37b																			1717b		1742b	1810b
at																									
these	23c		53c																			1523c		1553c	1623c
	00c		30c																			1600c		1630c	1700c
minutes	34		04																			1634		1704	1734
	40		10																			1640		1710	1740
past	48		18																			1648		1718	1748
	53		23																			1653		1723	1753
each	00		30																			1700		1730	1800
hour...	10		40																			1710		1740	1810
	13		43																			1713		1743	1813
	19		49																			1719		1749	1819
	23		53																			1723		1753	1823
	28		58																			1728		1758	1828
	35		05																			1735		1805	1835
	40		10																			1740		1810	1840
	45		15																			1745		1815	1845
	53		23																			1753		1823	1853
	04		34																			1804		1834	1904

Passengers travelling to or from stations London Waterloo to Sunningdale should change at Ascot unless otherwise indicated. The letter "D" above a column indicates a through train to or from London Waterloo.


Sunday

Guildford and Aldershot to Ascot and London Waterloo

Train Operator		Notes	GW	SW	SW	GW	SW	SW	GW	SW	SW	GW	SW	SW	GW	SW	SW	GW	SW	SW	GW	SW	SW	GW	SW	SW	GW
Guildford	‡	dep	0651	0717	0817	0856	0917	1017	1102	1117	1217	1256	1317	1417	1456	1517	1617	1656	1717	1817	1856	1917	2017	2055	2117	2217	2255
Wanborough		dep		0723	0823		0923	1023		1123	1223		1323	1423		1523	1623		1723	1823		1923	2023		2123	2223	
Ash		dep	0701a	0727	0827	0905a	0927	1027	1111a	1127	1227	1305a	1327	1427	1505a	1527	1627	1705a	1727	1827	1905a	1927	2027	2105a	2127	2227	2305a
Aldershot	‡‡	arr		0734	0834		0934	1034		1134	1234		1334	1434		1534	1634		1734	1834		1934	2034		2134	2234	
Aldershot	‡‡	dep		0740	0840		0940	1040		1140	1240		1340	1440		1540	1640		1740	1840		1940	2040		2140	2240	
Farnham	‡‡	arr		0815b	0915b		1015b	1115b		1215b	1315b		1415b	1515b		1615b	1653b		1753b	1853b		1953b	2053b		2153b	2253b	
Alton	‡‡	arr		0831b	0931b		1031b	1131b		1231b	1331b		1431b	1531b		1631b	1707b		1807b	1907b		2007b	2107b		2207b	2307b	
London Waterloo	↻	dep				0807c	0907c		1007c	1107c		1207c	1307c		1407c	1537c		1637c	1737c		1837c	1937c		2037c	2137c		
Woking		dep			0749c	0849c	0949c		1049c	1149c		1249c	1349c		1449c	1626c		1726c	1826c		1926c	2026c		2126c	2226c		
Ash Vale	‡‡	dep		0745	0845		0945	1045		1145	1245		1345	1445		1545	1645		1745	1845		1945	2045		2145	2245	
Frimley		dep		0751	0851		0951	1051		1151	1251		1351	1451		1551	1651		1751	1851		1951	2051		2151	2251	
Camberley		dep		0755	0855		0955	1055		1155	1255		1355	1455		1555	1655		1755	1855		1955	2055		2155	2255	
Bagshot		dep		0801	0901		1001	1101		1201	1301		1401	1501		1601	1701		1801	1901		2001	2101		2201	2301	
Ascot		arr		0807	0907		1007	1107		1207	1307		1407	1507		1607	1707		1807	1907		2007	2107		2207	2307	
Ascot		dep		0822	0922		1022	1122		1222	1322		1422	1522		1622	1722		1822	1922		2022	2122		2222	2322	
Sunningdale		arr		0825	0925		1025	1125		1225	1325		1425	1525		1625	1725		1825	1925		2025	2125		2225	2325	
Virginia Water		arr		0830	0930		1030	1130		1230	1330		1430	1530		1630	1730		1830	1930		2030	2130		2230	2330	
Egham		arr		0834	0934		1034	1134		1234	1334		1434	1534		1634	1734		1834	1934		2034	2134		2234	2334	
Staines		arr		0839	0939		1039	1139		1239	1339		1439	1539		1639	1739		1839	1939		2039	2139		2239	2339	
Feltham		arr		0845	0945		1045	1145		1245	1345		1445	1545		1645	1745		1845	1945		2045	2145		2245	2345	
Twickenham		arr		0851	0951		1051	1151		1251	1351		1451	1551		1651	1751		1851	1951		2051	2151		2251	2351	
Richmond		arr		0855	0955		1055	1155		1255	1355		1455	1555		1655	1755		1855	1955		2055	2155		2255	2355	
Clapham Junction		arr		0906	1006		1106	1206		1306	1406		1506	1606		1706	1806		1906	2006		2106	2206		2306	0006	
London Waterloo	↻	arr		0923	1023		1123	1223		1323	1423		1518	1618		1718	1818		1918	2018		2118	2218		2318	0017	

Passengers travelling to or from stations London Waterloo to Sunningdale should change at Ascot unless otherwise indicated. The letter "D" above a column indicates a through train to or from London Waterloo.








Notes:

- MX** Does NOT run on Monday morning.
-  Train times in yellow block repeat as shown until the first train time after the block is reached.
- a/arr** Arrival time.
- dep** Departure time.
- C** Continues to Farnham - arrives 0003
- D** Through train to or from London Waterloo.
- E** Engineering work may affect this service - please enquire.
- F** Continues to Farnham - arrives 0102.
- G** Continues to Farnham - arrives 2347,

- b** Change at Aldershot.
- c** Change at Ash Vale.
- e** Change at Ash Vale and Woking.
- g** Change at Woking and Ash Vale.

- SW** Operated by South West Trains.
- GW** Operated by First Great Western.

- 1** First Class accommodation also available.
- e** Interchange for London Underground services.
Full service details on 020 7222 1234 or visit www.tfl.gov.uk.

-  Car Park.
-  Railair bus link to and from Heathrow. Please enquire for details.
-  Change here for frequent services to London Victoria and Gatwick Airport.
-  Faster services to and from Clapham Junction and London Waterloo can be found in pocket timetable 6.
-  For full details of services to London Waterloo via Woking, see pocket timetable 10.
-  Change here for London Overground services.
-  Cycles may not join or leave at times shown in **RED**.

Cycles on trains

At peak times the following restrictions apply. In the area bounded by Reading, Hook, Alton, Guildford and Dorking cycles may not join or leave from services due to arrive at London Waterloo between 0715 and 1000 inclusive and departing from London Waterloo between 1645 and 1900 inclusive Monday to Friday.

Cycles may not join or leave from any service departing from Clapham Junction between 0745 and 0900 inclusive Monday to Friday in an area bounded by Clapham Junction, Strawberry Hill and Feltham.

Comments and suggestions

We welcome your comments, suggestions and complaints about any aspect of our service. You can contact our Customer Service Centre on 0845 6000 650. We will work hard to deal with your concerns to your satisfaction and within the timescales explained in our Passengers' Charter.

There are also organisations that you can contact if you are unhappy with our response, details of these can be found in our Passengers' Charter and on our website www.southwesttrains.co.uk. We will also advise you of these if you tell us that you are unhappy with our response.

The Passengers' Panel

If you would like direct input into improving services on the network, consider joining our Passengers' Panel.

Passengers' Panel

Friars Bridge Court, 41 - 45 Blackfriars Road,
London SE1 8NZ

Email: passengers@swtrains.co.uk